



AUGUST 2018

Next Competition will be held on August 13.

THEME: OPEN

Entries must be uploaded no later than midnight on **AUGUST 6.**

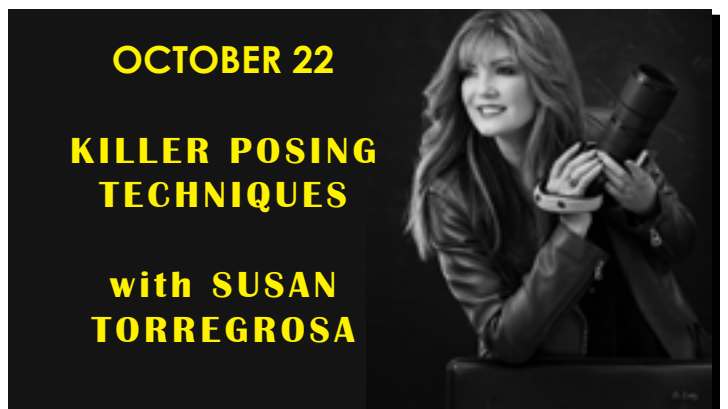
Go to the Orlando Camera Club Website <http://www.orlandocameraclub.com/>. You will have to log in and go to the Competitions link, located in the Member Area drop down menu. You will have to register to be eligible to enter images into the competition.



Be sure to get your entry in early (the deadline is midnight Monday 8-6-18). If you wait until 8-6-18 and have problems with your entry, you could get shut out of the competition by the computer software.

And then be sure to come to the meeting and see how you did. Click the link below to get all the information on entering the competition. Meeting starts at 6:15 PM.

<http://orlandocameraclub.com/member-area/competitions/>





Program News

PROGRAMS 2018 - 2019

August 13th COMPETITION

August 27th Town Hall Meeting

Sept 10th Adam Keifer - Photo Stories from Virunga National Park

Sept 27th NO MEETING due to Annual Banquet

October 8th COMPETITION

October 22nd Simple Posing and Lighting Techniques by Susan Torregrosa

Nov 12th Live Photoshop Editing by Gary Shaver

Nov 26th Movie Night

Dec 10th COMPETITION

Dec 24th No Meeting HOLIDAY

If you have an idea or would like to share information about a speaker, please contact Holly Manus at Programs@orlandocameraclub.com

CAMERA ACADEMY WILL BE BACK IN THE FALL. STAY TUNED FOR DETAILS.


There will again be three sessions: Camera Basics, Exposure Triange, and Composition followed by a field trip for participants.



SEPTEMBER 10th: ADAM KIEFER "Photo Stories from Virunga National Park"

Adam has made 12 treks to photograph the Mountain Gorillas that live in the Virunga National Park in the Democratic Republic of Congo. He'll talk about this region and the do's and don'ts of photographing in the wild.

He'll also talk about the incredible work the Park Rangers do and his project to photograph them.



Adam Kiefer

When it comes down to it, I love travel. I love wild spaces. My passion is to create photos that depict wildlife immersed in their natural habitat. My goal is to use photography to inspire others to get out of their comfort zones and seek out the breathtaking moments that nature provides.

I began my journey as a photographer in 2010. My wife and I traveled to 6 continents and 41 countries over the course of a year. It was a life-changing experience that refocused my life's interests and opened countless doors, the most significant being photography. My work has been seen in numerous publications such as The Guardian, The Daily Telegraph, and The Daily Mail.

In my spare time, I work for Virunga National Park, Africa's largest national park located in the Democratic Republic of Congo. I lead a research project to capture the entire park through aerial photos in order to protect the habitat of the world's 880 remaining Mountain Gorillas from poaching and habitat invasion. All proceeds from the sale of my photos from D.R.Congo are donated to the Virunga Fund, the charitable organization that oversees critical improvements to the park.




MEMBER SPOTLIGHT: LAURA HOWELL



Laura Howell began pursuing her interest in photography in 2002. Since her focus on photography, she has become a distinguished and award-winning photographic artist.

Her pursuit of the photographic arts is "a search for those powerful opportunities when light, detail and perspective unite to produce an evocative image of moment and meaning." She works in both color and black and white to create images that encompass a diverse variety of styles and subjects.

Originally from Virginia, Laura was an active member of the League of Reston Artists, the Vienna Photographic Society and the Northern Virginia Photographic Society. She now resides in Clermont, and is currently a member of the South Lake Art League, the South Lake Photo Club and the Orlando Camera Club.



Primarily a self-taught photographer, her education includes photography courses from the Northern Virginia Community College as well as several workshops from well-respected photographers.

Her unique images have won numerous awards with the Vienna Photographic Society, the Northern Virginia Photographic Society, the League of Reston Artists, the South Lake Photo Club, the Orlando Camera Club and the Florida Camera Club Council. Her image, "Burke Lake Reflection", was chosen for 43 guestrooms at the Westin Hotel in Washington, D.C.



She is currently a member of the Artisans on Fifth Gallery in Mount Dora, Florida. Her work has also been chosen for various exhibits with the Winter Garden Art Association's SoBo Art Gallery in Winter Garden, Florida.

To see more of Laura's work: lhowellphotos@yahoo.com





SHOOT-OUT- August



Shootout: GREEN SCREEN PHOTOGRAPHY

SATURDAY, AUGUST 11 - 9:00 AM - 1:00 PM
720 Crown Point Cross Road, Winter Garden, 34787

Join us on August 11 for a shootout in Winter Garden, hosted by Matt Klinger and Ansa DuToit. We will be meeting at an industrial warehouse/studio space to explore the use of green screen technology and software for still photographs.

We have access to two studio spaces that are green screen ready and will use that space to allow all in attendance to photograph a model and then use green screen software to facilitate a final composite photo.

Nikon and Canon shooters will be able to use the studio lights that will be set up and all others will have access to continuous lights. (If you shoot something other than Nikon or Canon and you have your own wireless triggers, please bring them along and you may be able to use the studio strobes if you'd like to).

The address of the facility we will be using is 720 Crown Point Cross Road, Winter Garden, 34787. Ansa du Toit and Matt Klinger will be hosting this shootout from 9:00 AM until approximately 1:00 PM. After we have wrapped up, we will grab a late lunch/beverage somewhere in historic downtown Winter Garden – everyone attending the shootout is invited to join us!



Mac Stames
John Danielsen
Richard Wright
Elisabeth Smith

Chris Harris
Brad Ashbrook
Franklin Grant





MARK THE DATE!
THE ORLANDO CAMERA CLUB
2018 ANNUAL AWARDS BANQUET

OUR GUEST SPEAKER
ASTRONAUT JON MCBRIDE

THURSDAY SEPT 27, 2018 6-10PM
 EMBASSY SUITES • 8250 JAMAICAN COURT • ORLANDO, FL 32819

Join us on Thursday, September 27th for our Annual Banquet.

This year we are honored to have Astronaut Jon McBride as our Guest Speaker. He is responsible for filming over half of the IMAX movie, "The Dream Is Alive", which aired at the Kennedy Center for over 25 years. Astronaut McBride will talk about America's Space Program: the Past, Present and Future.

You won't want to miss this opportunity.

About Astronaut Jon McBride

Astronaut Jon McBride's goal was to go to space even as a young boy. He followed in the path of his heroes, like Neil Armstrong, and became a Naval Aviator. McBride received flight training in Pensacola, Florida where he got his wings in 1966. He attended the U.S. Naval Postgraduate School earning an Aeronautical Engineering degree in 1971. In 1978, he was selected by NASA in the first class of space shuttle astronauts. Overall, he has logged more than 8,800 hours of flight time.

During his time with the Navy, McBride flew various military and civilian aircraft. He spent time in Southeast Asia where he flew 64 combat missions during the Vietnam conflict. Beginning his career with NASA, he served as Capsule Communicator (CAPCOM) for Mission Control

Get your tickets at Eventbrite:

<https://occbanquet2018.eventbrite.com/>

and was a lead chase pilot for the first flight of Columbia.

On October 5, 1984, McBride launched with STS 41-G Challenger for an eight day mission. He was a member of the first crew of seven. While in orbit, they deployed the Earth Radiation Budget Satellite and performed scientific observations with the OSTA-3 pallet and Large Format Camera. During their mission, McBride also filmed about half of the IMAX movie "The Dream Is Alive" which aired at Kennedy Space Center Visitor Complex for over 25 years.

McBride served as NASA's Assistant Administrator for Congressional Relations (1987-1989). He was scheduled to command the crew of STS-35 Columbia, but the flight delayed in the wake of the Challenger disaster. McBride retired from NASA and the NAVY in May 1989 and pursued a career in business. Today, he works with Kennedy Space Center Visitor Complex as a member of the Astronaut Encounter team. In addition to being a liaison between the visiting astronauts and the Visitor Complex, he also gives motivational lectures and presentations.



COMMUNITY SERVICE

If anyone is interested please contact Carol Winardi at communityservice@orlandocameraclub.com

If you are interested in volunteering or have questions please email the community services chairperson at communityservice@orlandocameraclub.com

September 8th – 2018 Tunnel To Towers 5K run

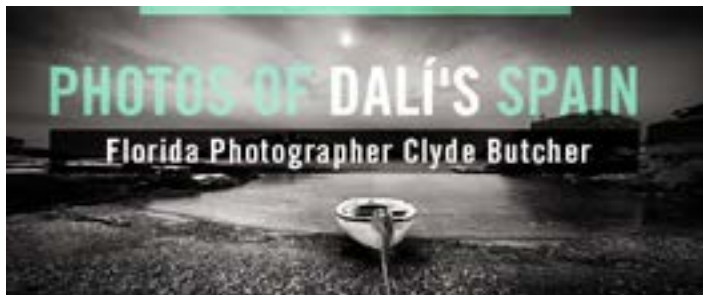
- September 8th at 7:30
- Crane’s Roost Park, Altamonte Springs

October 11th, 12th – United Spinal Association National Chapter leaders meeting

- 1-2 photogrpahers needed from 6:30-8:30 p.m on the 11th
- 1-2 Oct 12th from 11 – 2p.m.
- Location is the Hilton Orlando – Lake Buena Vista
- The United Spinal Association assists those living with spinal cord injuries or disease

October 14 – 22nd – 2018 DreamFlight

- Volunteers needed to edit photos taken for the Dreamflight teams
- 192 children from the UK come to Orlando for a “vacation of a lifetime”
- We assist by editing and putting together photos for 12 groups of 16 children taken by chaperones during the stay sothey can go home with great



CLYDE BUTCHER: VISIONS OF DALI'S SPAIN

June 16 - November 25, 2018 Dali Museum One Dali Blvd, St. Petersburg, FL 33701

To create this special exhibition, The Dali invited Clyde Butcher, the renowned nature photogra- pher often called “Florida’s Ansel Adams,” to explore and visually document Salvador Dali’s homeland. Clyde Butcher: Vision’s of Dali’s Spain provides a technically brilliant, epically scaled view of Dali’s beloved environs, to creates a euphoric experience of immersion.

memories to share.

- Editing involves sorting through photos and deleting duplicates, minor adjustments if needed, editing is done at home on the internet.

October 27th Children’s Safety Village Trunk or Treat

- 3-6 p.m. at the Children’s Safety Village
- addrss is 910 Fairvilla Road
- Children will go trunk to trunk instead of door to door for treats
- other activites will also be present.
- Event is free

Nov 10th – Let’s Say Grace Costume Dinner

- event will be held at 51 Pennsylvania Street
- help is needed from 5:30 – 10 p.m.
- proceeds help provide medical care for underinsured in the Orlando area.



KUDOS

Laura Howell’s image “Stairway at Bok Tower” was chosen for the August exhibit “Going Global” at the SoBo Gallery in Winter Garden. There will be an opening reception on Thursday, August 2nd from 5:30-8pm and is free and open to the public at 127 South Boyd Street, Winter Garden.



THE CHOICE OF WORKING PROFESSIONALS

MindShift GEAR
from thinkTANK
MindShift Gear and
Think Tank Photo are
now Operating as One!

Learn More ->



Think Tank Photo and MindShift Gear Announce Merger — Combined company will drive premium camera bag innovation

Think Tank Photo Inc. ("Think Tank") and MindShift Gear LLC ("MindShift"), innovators in premium camera bag design, today announced the merger of the two companies, creating an integrated product suite for professional and advanced photographers. The merger is effective today, and the companies have immediately combined their business operations.

The combined company will be privately held and operate under the Think Tank brand. MindShift will continue as a distinct product line for outdoor photography bags and accessories. Doug Murdoch, Think Tank's founder, president, and lead designer, will continue as Chairman of the Board and president of the combined company. Corporate headquarters will remain in Santa Rosa, CA.

"We celebrate a milestone today as we formally join two of the top brands in camera bags and photo accessories, Think Tank and MindShift," said Doug Murdoch. "Combined under the Think Tank umbrella,

and with MindShift's powerful position in the outdoor photography market, we will draw on our decades of experience to push the boundaries of carrying solutions and enhance our reputation as The Choice of Working Professionals."

Over the past 15 years, Think Tank and MindShift have delivered some of the most innovative and successful carrying solutions addressing the needs of professional and serious photographers and videographers. These solutions cover the full spectrum of a photographer's needs including genre-specific features, transportation needs and rapid access to camera gear – enabling them to "Be ready before the moment."™

Murdoch continued, "Both Think Tank and MindShift are growth companies focused on chasing an enormous opportunity ahead of them. By combining operations for both companies, we can streamline access to our complete product line, making it easier for our international distributors and retail partners to do business with us."

Combined, Think Tank and MindShift products can be efficiently distributed throughout the world and in hundreds of retailers in the United States.

**Club Members:
Use this link when ordering
to support our club.**

<https://www.thinktankphoto.com/pages/camera-club/?fsn=140504.1cb666>

ABOUT THINK TANK PHOTO

Headquartered in Santa Rosa, California, Think Tank Photo is a group of designers and professional photographers focused on studying how photographers work and developing inventive new carrying solutions that meet their needs. They are dedicated to using only the highest quality materials and design principles, and employing materials that are environmentally benign.



LOCAL PHOTO OPS AND EVENTS

We have compiled a list of upcoming events, cool locations and contests in Florida that may be worthy of further investigation as a potential photographic adventure. These are not Orlando Camera Club events, but we thought that you would be interested in knowing about them.

September 1-3 - Cocoa Beach

NKF Rich Salik Pro/Am Surf Festival



CORNELL MUSEUM OF ART

Tues, August 7 • 6 p.m. • Lecture at the Museum

Join Peter Schreyer, Artist and Executive Director of the Crealdé School of Art for The Documentary Photographer as Historian, a discussion on documentary photography and the role it plays in capturing moments of history. Schreyer's works are included in the Museum's Alfond Collection of Contemporary Art.



Cornell Fine Arts Museum - Rollins College

May 24–August 26, 2018

Margaret Bourke-White's Different World

This exhibition examines the work that trailblazing photographer, Margaret Bourke-White, produced abroad. Drawing on the Cornell Fine Arts Museum's collection of Bourke-White's photographs taken in Russia and augmented by loans of her photojournalism conducted during World War II and beyond, the exhibition explores Bourke-White's groundbreaking subject matter. Beyond her work in Europe, this exhibition will include Bourke-White's rarely-seen photographs taken in India, Pakistan, and South Africa, among other locations.

As a young photographer, Bourke-White abandoned pictorialism and pursued a documentary vision. Her first photographs of Russia were the earliest images produced by a foreign artist in that country under Joseph Stalin. Later, following her pioneering role as woman photojournalist during World War II, she produced highly emotional images of the liberation of the Buchenwald concentration camp. These photographs are some of the most powerful works produced in the twentieth century. FREE.

COOL LOCATIONS

- Sweetfields Farm - Sunflower Season Starts 4/28/18 Masaryktown, FL (Brooksville) (Seasonal)
- Big Talbot Island - Driftwood and Tree Skeletons North of Jacksonville, Boneyard Beach
- Hampton Florida - Wildflower Fields blooming around the end of April,
- Bulow Plantation Sugar Mill Ruins Flagler Beach
- Diston Sugar Mill Saint Cloud
- Butterfly World Coconut Creek, FL
- McKee Gardens, Vero Beach
- Grand Oaks Resort - Horse and riding events and Carriage Museum - Lady Lake
- Fort Christmas Heritage Museum Christmas, FL
- Brevard Zoo, Viera, FL



Great Deals

In Camera, Photo & Video from Amazon.com > [Shop now](#)



MORE OCC SPONSORS

LASERCHROME TECHNOLOGIES

Pink Water Lily
McLee Botanical Garden

"Excellence in Fine Art Reproduction and Photographic Printing for Over 40 Years"

Laserchrome® Quality Makes the Difference!

I am in LOVE with my Laserchrome® Direct-to-Metal for Portraiture Wall Art! The finish is amazing, it looks 3-D and the flesh tones are accurate and just beautiful. My Laserchrome® Floating Acrylic Image of a pregnant woman is an 8 layer composite of floating fabric, with an amazing range of colors. Other print companies do not compare with Laserchrome®. LuAnn Warner-Prokos, Photographer, Delray Beach, FL

Thanks for the great work that you do! I have told photographers all over the U.S. about Laserchrome® prints. I hope you consider me to be one of your most Enthusiastic Evangelists. Phil Reid, Photographer, Vero Beach, FL

As a multi-media professional artist, I am delighted to be working with Laserchrome®. They capture and create high quality reproductions of my paintings in Direct-to-Metal, Canvas, 100% Italian Cotton, that put my art at a superior advantage. Their expertise and advice makes the entire experience a pleasure. AnnaJo Newman Vahle, Professional Artist, Merritt Island, FL

LASERCHROME TECHNOLOGIES

4000 Digital Light Drive, Melbourne, Florida 32934

(321) 752-7744

See For Yourself! Our New Website - www.laserchrome.com



Effects 10 Free

Register for Photoshop

FREE DOWNLOAD

B&H

Earn rewards for our club by linking to B&H from here

RED RIVER PAPER®

Singh-Ray Filters

Become a member of the Orlando Camera Club!

[Become a member](#) by visiting the easy sign up page.

Looking forward to seeing you at an upcoming meeting.

Questions? Email us at membership@orlandocameraclub.com

Thank You to

[Colonial Photo & Hobby](#) for providing OCC with all of the gift cards for our competitions.

Colonial Photo & Hobby INC.

ALL THINGS GoPro





NEW CLASSES at
HARMON'S SCHOOL
OF PHOTOGRAPHY

Lighting Workshop – Low Key Portraits

In this one-day workshop, which is part of our series on studio and flash photography, we will show you how to use both small and large flashes to create stunning low key portraits. We will review the most common portrait lighting patterns, and show how to setup 1, 2 and even 3 lights to create classic and dramatic low key looks.

We will use various modifiers (umbrellas, softboxes, reflectors, beauty dishes, scrims etc.) and predominantly dark backgrounds to create a variety of low keylooks. We will also show you how to use colored gels to quickly change the look of your portraits. This workshop is very hands-on, and you will quickly be able to put into practice all the techniques you learn by working with a model.

All studio lighting equipment, including flash meters and radio transmitters, will be provided. Even if you are new to studio-style portraiture, this workshop will help you make informed buying decisions, and get you started on your way to creating great portraits with this timeless feel.

At the conclusion of this class, you will know how you can easily create great low key results with even just one flash and a minimum of equipment. Please note, that in order to maximize the time each student gets to photograph the model, the class size for this workshop is strictly limited.

Prerequisites: Photo 2 or equivalent skills.
Taught by John & Susan Francis

8/4 Saturday 10am-2pm at Unity Orlando - 4801
Clarcona Ocoee Rd, Orlando FL 32810

\$150

Go here to register:
<https://www.orlandophotoclasses.com/class/lighting-workshop/>

Photo Editing Skills & Thrills – Workshop

Photo editing can take many forms from the program/app used to the genre of photography. In this newly developed series of ongoing workshops, Anna Cary, Photoshop expert, will be presenting many different photo editing techniques to help the experienced photographer take their images to the next level. In these instructional & hands on workshops you will learn what many pros do to their photos. In this workshop Anna will cover Topaz Studio (plugin)

Add artistic effects to your images using the Photoshop plugin Topaz Studio. We will explore the new Topaz Studio interface, preview the many built-in presets and individual adjustments, and see how to apply them to our images. Editing possibilities range from simply sharpening details and enhancing color, to adding textures, rendering line drawings, and painting with custom brushes to produce your own unique masterpiece.

With hands-on experimentation, we will learn how to save our own custom presets. Using the provided sample images, we will do a step-by-step Photoshop workflow, adding the plugin filters at the most effective stage of editing.

Even though Topaz Studio has a standalone version, for the purposes of this workshop, we will be using it as a Photoshop Plugin.

Prerequisites: A laptop is required. Some experience with photo editing is helpful. Practice photos & a handout of material covered will be provided.

Taught by Anna Cary

Aug 25, Saturday 9:30-1PM at Unity Orlando, 4801
Clarcona Ocoee Rd, Orlando FL 32810

\$75

Go here to register:
<https://www.orlandophotoclasses.com/class/photo-shop-1/>



PHOTO & VIDEO Hunt's

Dear Nikon Shooters,

On July 25, Nikon formally announced the development of the hugely anticipated "...Next Generation Full-Frame Mirrorless Camera and NIKKOR Lenses..." You can read the full press release here. Still no specs, pricing or delivery date, but if you want to be notified when more information is available, please send me an email with your name and phone number and I'll add you to my list!. This is going to be a winner!

Through July 27, Nikon is offering great discounts on the following lenses. Last chance to save!:

- AF-S VR 16-35mm f/4G #2182 \$999.95, a \$100 savings
 - AF-S 85mm f/1.8G #2201 \$429.95, a \$50 savings
 - AF-S Fisheye 8-15mm f/3.5-4E #20066, \$1,099.95, a \$150 savings
 - AF-S 24mm f/1.4G #2184, \$1,799.95, a \$200 savings
 - AF-S VR 80-400mm f/4.5-5.6G ED #2208, \$2,099.95, a \$200 savings
 - AF-S 50mm f/1.4G, \$399.95, a \$50 savings
 - AF-S 200-500mm f/5.6E VR #20058, \$1,249.95, a \$150 savings
 - AF-S 28mm f/1.8G #2203, \$599.95, a \$100 savings
 - AF-S 14-24mm f/2.8G ED #2163, \$1,699.95, a \$200 savings
 - AF-S 24-70mm f/2.8G #2164, \$1,699.95, a \$100 savings
- Call me at 781-462-2383 to order yours now!

Nikon has announced the development of a new 500mm f/5.6E PF ED VR lens, click here. Presumably it will be light enough to be used hand held! If you'd like to added to my database of those who'd like to notified when it is actually announced, please send me your name and phone number.

...and finally the most recent actual announcement, the Nikon Coolpix P1000. Click here to see it! This incredible compact camera has a 125x, 3000mm optical zoom as well as a raft of other features that make it THE PERFECT CAMERA FOR BIRDERS AND WILDLIFE photographers to have in their bag! The camera will sell for \$999.95 and we expect our first deliveries in early September. Call me at 781-462-2383 to pre-order yours now!

Used Nikon gear, subject to prior sale. Call me at 781-462-2383 to order:
Nikon PC-E 24mm f.3.5D ED \$1,499

- Nikon AF-S 70-200mm f/2.8G ED VR II \$1,599
- Nikon AF-S 70-200mm f/2.8G IF ED (ver I) \$999
- Nikon AF-S 24-120mm f/4G ED VR \$649
- Nikon 16-35mm f/4G ED VR \$749
- Nikon 28-300mm f3.5-5.6G ED VR \$639
- Nikon TC-20E III Teleconverter \$339
- Nikon 180mm f/2.8 D AF \$469

That's all for now. Hope to hear from you!

Photographically yours,
Alan

Alan Samiljan

100 Main St.
Melrose, MA 02176
(781) 462-2383
asamiljan@huntsphoto.com
My hours are Monday, Tuesday, Thursday & Friday, 8:30-5:00pm eastern

F3C Competitons



SOME IMPORTANT DATES: See More at F3c.org

July 1st - July 31st
2018 2nd Triannual Digital Accepting Submissions

Print Competition Information:
For more information on how to enter visit <https://f3c.org/competition/rules-and-regulations/> . The process requires that you submit your entry digitally, pay your entry fee, wait (may take a few days) for approval of your image(s) and print the labels for the back of each entry. The printing and mounting can also take some time, so you will need to allow enough time in your schedule for all those tasks. A label for each print is sent by F3C after they approve your entry, make sure they are attached to each image you deliver to George.





7 TIPS FOR NIGHT PHOTOGRAPHY

by JEFF PARKER <http://exploreinfocus.com/>

If the stars appear brighter to you in winter you're not losing your mind! One reason is that during this time of year those of us in the Northern Hemisphere are looking through the Orion Arm of our Milky Way galaxy.

Another reason is that because cold air doesn't hold as much moisture the sky tends to be clearer in the winter. So while winter's here, bundle up and get out there with your camera in hand! Here are my "7 Tips for Photographing the Night Sky" to help you capture some great nighttime images:

1. Make the mode Manual

In auto or semi-auto modes, our cameras make adjustments based on what they think we want. However, when shooting night skies, our cameras tend to be terrible mind readers! For night photography, you've got to take control & shoot in Manual mode.

2. Do the math to get points

Want your stars to appear as points or trails? To get points, the general rule is to divide your focal length into 500 to determine shutter speed. For example: with a 20mm lens, the math looks like this: $500/20=25$. Note that this is the maximum shutter speed to retain the stars as points of light. That means your stars will start to streak with a shutter speed longer than 25 seconds. (Refer to Tip #5)

3. Construct star trails

In the film days you could just lock your shutter open & leave it to record the stars as arcs. With digital you can still do that, but I don't recommend it; when a shutter's open for a long period the sensor heats up & produces hot pixels. (This is a separate issue from the usual high ISO noise.) Instead, construct your digital star trails by shooting a series of 30-second exposures over at least a 45-minute period. Combine them into one image using Photoshop, other software, or a website. StarStax, my favorite, is free!

4. Manual focus is a must!

Once it's dark enough to photograph the Milky Way it'll be too dark for autofocus to work. Can you just set your lens to the infinity mark? This does often work, but doesn't always give you the sharpest focus. During daylight, focus on a distant subject to see if it lines up with the infinity mark. If not, either tape the focus ring into position or make your own

mark. For another strategy, employ Live View & magnify the display as much as possible. Then manually focus until the stars are sharp.

5. Settings

The formula for obtaining a shutter speed in Tip #2 above marks the max for capturing stars as points. But you can choose a shorter exposure. After about 10 seconds the starlight your sensor has captured won't shine any brighter; however, the longer your shutter remains open the more sky glow you'll collect.

Regarding your aperture: keep it wide open. Hopefully, you have a pretty fast lens (an f/2.8 makes a good choice). ISO is your main brightness control. I find ISO 3200 works pretty well. Remember—the beauty of digital is the ease of experimentation! Try both higher & lower ISO's to discover what you like.

For white balance, I like 4000K. If shooting RAW leave your white balance on auto & change it during post-processing. Again, experiment to determine the white balance that looks right to you.

6. Light painting

When shooting the heavens consider adding an earth-bound element to increase image interest. Foreground items will need some light unless you're styling for a silhouette. Light painting's lots of fun & easy to do. A simple flashlight works wonders. Keep that light moving & don't let it stay in one spot for too long.

Light painting can cause depth-of-field issues since you're shooting wide open & focused at infinity. With a lens in the 20mm-24mm range, there's a good chance the hyperfocal distance will make your foreground element acceptably sharp. Find the hyperfocal distance for your lens at www.dofmaster.com.

7. Equipment

When it comes to which camera to use high ISO performance is key! If your camera's less than 5 years old it'll most likely work just fine.

For making Milky Way shots, a lens in the 16mm-24mm range is your best bet. The faster the better—f /4 will work, but f/2.8 or faster is better.

Working with these kinds of exposure times makes a tripod non-negotiable.

A headlamp keeps your hands free to operate your camera. To preserve your night vision, choose a headlamp with a red LED.

Explore in Focus™ with me!



Tigers of India ~ Photo Tour ~ January 2020

Nature Photography 101 ~ Workshop ~ November 2018

Bosque del Apache ~ Photo Tour ~ November 2018

Jaguars of Pantanal ~ Photo Tour ~ August 2019

by JEFF PARKER <http://exploreinfocus.com/>