




MARCH 2020

**OCC General Meeting –
Basic Fundamentals of Lighting and Posing**

March 23 @ 6:15 pm - 8:00 pm

Speaker: Edwin Soto



Edwin Soto's Biography

For over 35 years, Edwin Soto has been creating fine photography for his customers including individuals, families, and various businesses and commercial entities. His commercial customers include Westinghouse, Intel, Coca-Cola, and many others. His attention to detail sets him apart from many other photographers and has led him to receive top awards and honors in various international print competitions over the past several years. Edwin earned his Bachelors of Arts degree from Puerto Rico State University in 1984 and became a Certified Professional Photographer in 1988. In 1993 he completed his Master Photographer degree and in 1995 was

Cont. Page 2

5 Member Spotlight:
Ruben Rodriguez

7 February Shoot Out
Long Exposure at
Lake Eola

8 Rad Drew
Photography
Workshop

10 Community
Service



Cont. fromPage 1 awarded his Craftsman degree. Edwin was born in Chicago but completed most of his formal education in Puerto Rico. He has been a resident of Central Florida for the past 28 years. For the past 12 years, photography has been more of a hobby for Edwin as he travels throughout the world to photograph portraits, landscapes, architecture, manmade marvels, and the beauty of God's creations. He uses cameras and gear from Sony due to their technological advances and image quality. He also uses Phlearn, KelbyOne, Adorama, and Piximperfect to continue enhancing his knowledge base and skill level. Joel Grimes and Irene Rudnyk are two photographers who have provided inspiration to Edwin in his quest to produce outstanding photographs. Edwin feels that his time as a member of the Orlando Camera Club has allowed him to be part of a community of excellent photographers that share his interest in creating great images, and has also challenged him to develop an interest in bird photography. Edwin is committed to continue his efforts to create images that inspire people to appreciate the beauty of the world.

<https://www.edwinsotophotography.com/>

FLORIDA'S BIRDING & PHOTO FEST

130 events over 5 days
in
America's Most Photogenic City[®]
ST. AUGUSTINE, FLORIDA

April 22-26, 2020


Field workshops, classroom sessions,
night and action photography

Great for both beginner and
advanced photographers

FLORIDASBIRDINGANDPHOTOFEST.COM

PHOTO DETAIL: ©BOBBY VAN MIEROP, 2019 FIRST PLACE CONTEST WINNER

2020 FLORIDA'S BIRDING & PHOTO FEST SPONSORS



©2003-2020 St. Augustine, Ponte Vedra & The Beaches
Visitors & Convention Bureau



ST. AUGUSTINE
PONTE VEDRA
FLORIDA'S HISTORIC COAST[™]



Greetings OCC Members! I wanted to give you an update regarding our evolving meeting format(s) as we continue our 2020 program calendar. The OCC Officers, Committee Chairs, and Board of Directors have had many (and will doubtless have many more) discussions regarding the need for new and fresh content at our regularly scheduled club meetings, as well as meeting formats that allow for increased communication between our members (both in terms of sharing photography related information as well as good quality social interaction). The survey we recently asked all members to participate in essentially confirmed what I suspect many of us already knew – that more hands on, interactive, and socially stimulating meetings are what most of us are looking for instead of meetings that almost always follow a lecture type format. Now, we will certainly continue to have speakers entertain and educate us as we move forward, but we will also be planning more meetings where we have opportunities to move around, ask questions, learn from each other, share our knowledge and our photographs, and actually participate in creating images/videos during our meetings! The Fall Photography Exhibit we conducted a few months ago is a great example of how successful an interactive and dynamic meeting can be. By all accounts, that was one of the better meetings we've had in recent memory. So.....for our meeting on March 9th of this year, we are going to try another different type of meeting format. A small group of OCC members (somewhere between 6 and 10 is what we are targeting) will be setting up their computers throughout our meeting room in order to demonstrate various software/editing/post processing techniques in both Lightroom and PhotoShop. Those techniques/tools/topics will be chosen in advance by you. And the photographs that will be used for demonstration purposes will be selected from photos that all of you have submitted prior to the meeting.

Here's how this will work:

Please send me an email at president@orlandocameraclub.com with the specific topics/tools/processes you would most like to see demonstrated and talked about during this meeting. Some examples of topics that you might choose include:

- Levels in Photoshop
- Curves in Photoshop
- How to use layers in Photoshop
- Filters in Photoshop
- Gradients in Photoshop
- Selections and Masking in Photoshop
- Importing images into Lightroom
- Batch processing in Lightroom
- Basic adjustments/processing in Lightroom
- Keywording in Lightroom
- Creating and using presets in Lightroom
- Flagging and rating images in Lightroom
- Or any other PS or LR topic that you would like to know more about



From the topics submitted, we will choose the ones to be discussed and demonstrated at the meeting. And if you have an image(s) that you would like to have used to demonstrate a particular topic in LR or PS, please proceed as follows:

- Submit digital files in RAW format if possible, but JPEGs are okay if that's the only file format you shoot in / use.
- Rename your file so that the new file name includes both your name and the topic/technique you would like to see used on your photo(s) (example – JoeSmith_Levels.DNG would be the file name of a photo that Joe Smith wants to see processed with levels in photoshop)
- Send me another email at president@orlandocameraclub.com asking to submit an image file for this meeting and I will reply with a link to a dropbox folder where you can upload your image file. If you are not familiar with Dropbox, it is a very easy to use site where many types of files can be uploaded, stored, and shared.

And that's it! This should be a fun, interesting, and interactive meeting and I hope to see a large number of members in attendance! Please feel free to contact me via email if you have any questions or need any additional information.

Matt Klinger
President - Orlando Camera Club



PROGRAM SCHEDULE 2020



March 23rd **Basic Fundamentals of Lighting and Posing by Edwin Soto**

April 13th **COMPETITION**
Macro or Close-Up**

April 27th **Real Estate Photography by George Crudo**

May 11th **Portraiture by Tim Kelly**

May 25th **NO MEETING: HOLIDAY**

June 8th **COMPETITION - Humans**

- Sharon Braddock
- Yvonne Jackson
- Ron McDuffie
- Jack Hellein
- Randy Seaman
- Deborah Seaman
- Katie Seaman
- Tish Hart
- Eddie Hart

**** ENTRIES DUE BY MIDNIGHT APRIL 6TH**

MARCH INFORMAL CHALLENGE

The next member challenge theme is TRAVEL and submissions are open between March 1 and the 14th. Voting is open between the 15th and the 21st of March.

Have fun experimenting!

The OCC Newsletter is published monthly to provide information to our members and interested individuals. The general club meeting is at 6:30 PM on the 2nd and 4th Mondays of each month at the Marks Street Senior Center.

For more information check the website: www.orlandocameraclub.com

Deadline for submission to the newsletter is the 25th of each month.

COMPETITION THEMES FOR 2019-2020

REGULAR COMPETITIONS

Oct 2019 – Shapes and Lines

Dec 2019 – Long Exposure

Feb 2020 – Open

April 2020 – Close-Up or Macro

Jun 2020 – Humans

Aug 2020 – Open

INFORMAL CHALLENGE

Sep 2019 – Showing Motion

Nov 2019 – Puddles

Jan 2020 – Clocks

Mar 2020 – Travel

May 2020 – Bicycle Parts

July 2020 – Still Life

Sept 2020 – Palm Trees




MEMBER SPOTLIGHT: RUBEN RODRIGUEZ

I was born on the beautiful Caribbean Island of Puerto Rico. I grew up scuba diving, spearfishing and chasing lobsters. I was influenced by two artist brothers (Ralph and Walter) both actors and writers. Ralph also produced and directed TV commercials so I was attracted to the technical part of film production. After enrolling and completing a film production and director course at the New York Institute of Photography, I returned to the island and commenced working as a film cameraman in motion pictures, documentaries, and TV commercials. During that period the market was very bad so, I joined the US Army. I was assigned to the Army Home Town News Center where I documented military training and filmed soldiers throughout the world. Completing active duty, I was recruited as a Civil Servant working for the Department of the Army to manage the audiovisual programs for them. After many years of climbing the career ladder, I was promoted to manage the Army Visual Information program for the entire Army (only one position existed to perform this function). I retired in 2013 after serving the nation for 36 years. We moved to Orlando in 2014 and I was able to pursue my passion for photography.



In terms of equipment, I have been a Nikon person for as long as I have owned a camera, however, recently I traded all my Nikon equipment for Sony. Currently, I own the Sony A7R IV.

I am a freelance photography enthusiast. I can't be designated as a "professional" because such a person earns a living strictly selling photos or photography services. I have sold some photos but I am not in that category.



I love landscape photography in part because I like to witness those wonderful, God created locations. Places that sometimes we only get to enjoy in our imagination. Unfortunately, some of these locations are in danger due to politics and or lack of protection. Nature, when left alone does an amazing job of regenerating itself but often cannot endure human destruction when we don't make an effort to protect it.

I like the simplicity of landscape in part as it is more straightforward and I have no control over the subject. It is up to me to define the presentation. As a landscape photographer, I found that it's about the experience



continued Page 6



Ruben Rodriguez - Member Spotlight, cont.

and the emotion not just the visual. I also enjoy photographing wildlife (primarily birds).

As a photographer, I search throughout the internet to view the work of fantastic photographers that serve as inspiration. I am a member of Professional Photographers of America (PPA), and I also subscribe to "Outdoors Photography Guide." I am a KelbyOne subscriber primarily for the training tools they offer. And I read National Geographic and have some of their books such as "In Focus: Greatest Portraits." I have traveled to Island with Brendan Van Son who is recognized as one of the best travel photographers around. And I have traveled with Julie Lee and Wayne Bennett to the Southwest U.S., and I admire them both for their ability to inspire and educate.

<https://www.rubenrodzphotography.com/>





SHOOT-OUT: Lake Eola Park

Shootout: Long Exposure Photography at Lake Eola Park March 11 @ 6:00 pm - 9:00 pm

Join Julie Lee and Wayne Bennett at Lake Eola Park for an evening of Long Exposures. Practice what we preached at the February 24th club meeting. We will provide camera and composition guidance as the sun goes down behind this cityscape full of long exposure opportunities. A tripod or Platypod is recommended and ND filters if you have them.

We will meet up 6pm sharp at the flagpoles.

Free parallel parking along N Eola Drive or use the paid parking at Thornton Park Central Garage (120 N Eola Dr, Orlando, FL 32801)



Competition Schedule

(Click any bar for details, including print delivery info.)

Sunday, March 1st, 2020 through Tuesday, March 31st, 2020
2020 1st Triannual - Digital: Accepting Submissions (In Progress)

Wednesday, April 1st, 2020 through Friday, April 10th, 2020
2020 1st Triannual - Digital: Judging

Saturday, April 11th, 2020
2020 1st Triannual - Digital: Winner Announcements

Friday, May 1st, 2020 through Sunday, May 31st, 2020
2020 2nd Triannual - Print: Accepting Submissions

Wednesday, June 10th, 2020
2020 2nd Triannual - Print: Delivery Deadline

Thursday, June 25th, 2020, 1:00 PM to 4:00 PM
2020 2nd Triannual - Print: Judging

Tuesday, June 30th, 2020
2020 2nd Triannual - Print: Winner Announcements

Wednesday, July 1st, 2020 through Friday, July 31st, 2020
2020 2nd Triannual - Digital: Accepting Submissions

Saturday, August 1st, 2020 through Monday, August 10th, 2020
2020 2nd Triannual - Digital: Judging

Tuesday, August 11th, 2020
2020 2nd Triannual - Digital: Winner Announcements



**All day Creative Photography Workshop offered by
Accalimed Creative photographer Rad Drew**

Acclaimed creative photographer, Rad Drew, is offering an all-day Creative Photography workshop for the Orlando Camera Club on Saturday, March 14th.

**From iPhones to Traditional Cameras...
The role of Inspiration, Creativity, and Technology
in your Photography.**

**Join Creative Photographer, Rad Drew,
for this all day workshop.**

Saturday, March 14th 9am-5pm
Courtyard by Marriott Orlando Downtown
730 N. Magnolia Avenue, Orlando

\$159 for Orlando Camera Club members who register before 2/11/20.
\$169 after February 11th.

Seating is Limited and will be opened up to all photographers
after February 11th. See Workshop Details & REGISTER HERE:

<http://www.raddrewphotography.com/p/orlando-camera-club.html>





COMMUNITY SERVICE

Photo Help Opportunity Photo help needed for the 2020 Tour de Cure

Date: March 29th

Location: Lake Nona Town Center

Time: shifts are available

6:30 - 9:30 a.m. (covered)

9:30 a.m. - 12:30 p.m. (covered)

12:30 - 4: p.m. (need help)

The Tour de Cure helps fund research to combat Diabetes

For more information on the event go to the event page

http://main.diabetes.org/site/TR/TourdeCure/TourAdmin?fr_id=12949&pg=entry

Please contact Carol Winardi at communityservice@orlandocameraclub.com to volunteer or for more information.



SOUTHWEST TOUR - 2020

Wayne Bennett and **Julie Lee** are continuing their Southwest Tour in April of 2020 starting off and concluding in Page, Arizona. For 6 days photographers will visit several of the iconic high desert landscape vistas along with many lesser known areas with opportunities to create unique portfolio images. We will be shooting alongside you demonstrating suggestions for interesting composition, exposure, new techniques for making the best images with your equipment of choice. Night photography will be an option on several occasions, weather permitting. We will use the time during inclement weather to offer image reviews, post processing guidance, and assistance with technology hurdles. Guided Navajo tours at Monument Valley and a slot canyon are included in the tour fee. Hotel rooms have been reserved at reduced rates. Click on the following link to learn the details: <https://waynebennettphotography.com/tours/southwest-tour/>

Reach out to us at any Orlando Camera Club meeting or via the tour website. We hope you will join us in April 2020!





LOCAL PHOTO OPS & EVENTS

We have compiled a list of upcoming events, cool locations and contests in Florida that may be worthy of further investigation as a potential photographic adventure. These are not Orlando Camera Club events, but we thought that you would be interested in knowing about them.

March 31 - April 5, 2020 - Lakeland, FL

SUN n FUN Aerospace Expo

LOCAL PHOTO LOCATIONS

- Sweetfields Farm - Sunflower Season Starts 4/28/18 Masaryktown, FL (Brooksville) (Seasonal)
- Big Talbot Island - Driftwood and Tree Skeletons North of Jacksonville, Boneyard Beach
- Hampton Florida - Wildflower Fields blooming around the end of April,
- Bulow Plantation Sugar Mill Ruins Flagler Beach
- Disston Sugar Mill Saint Cloud
- Butterfly World Coconut Creek, FL
- McKee Gardens, Vero Beach
- Grand Oaks Resort - Horse and riding events and Carriage Museum - Lady Lake
- Fort Christmas Heritage Museum Christmas, FL
- Brevard Zoo, Viera, FL



**SPRING
CLEANING
CLEARANCE SALE
MARCH 16H - 21ST**

**STORE-WIDE SPECIALS,
CLEARANCE ITEMS,
LIMITED TIME SALES & MORE**

Like us on Facebook

Follow us on Twitter

Find us on Yelp

See Us Every Day!

COMMUNITY SERVICE

Thank you to Jim Peters for the great photos he took for the Alpha Kappa Alpha Founder'S Day Lunch.

Thank you to Cyril Desmond for the great job he did with photos for the Career Fair. Always a pleasure to have your help.





** 7 Tips for Mastering Macro **

© 2016; Explore in Focus™ with Jeff Parker

1) Eliminate movement.

Not only is the subject magnified with macro, but so too is every mistake you make. Windy days and macro don't usually mix, but if you have no other choice, be sure to bring along something to block the wind for a bit (*a piece of cardboard can do wonders*). Clothes pins and other such clamps also come in handy to stabilize spindly subjects.

2) Beyond bugs.

Most folks automatically think of insects and flowers when approaching macro photography, but a whole tiny world exists out there! Sometimes I just sit down and really look closely at everything within a couple of feet with an eye on the abstract. Look for textures, bark, patterns, fibers, etc. until something unique strikes your fancy—and gets you thinking in the abstract.

3) Parallel pleases.

Maximize your depth of field by placing your camera on a parallel plane with your subject. Be sure to square the sensor to the subject.

4) Get intimate.

While your macro lens gets you up-close and personal, it's up to you to say something special about your subject. Think about why it caught your eye in the first place, and how to communicate that. Changing your perspective—seeing it from a different angle, under slightly changed lighting, or with something else in the background—often helps highlight the special essence of your subject.

5) Add light.

The closer your lens is to the subject, the less light will be available. Since we usually stop down to maximize depth of field, the loss of light put a serious damper on your shutter speed. To compensate, raise that ISO and/or use flash (or other supplemental light such as a flashlight).

6) Focus with your feet.

While most say a tripod is a macro must, try telling that to the butterfly you're trying to get in focus before it flutters away! In such situations, rather than trying to autofocus, use manual focus, shooting in high-speed burst mode, while—ever so slightly—moving the camera (and your body) forward and backward until you achieve focus.

7) Composition counts.

Minutiae can mesmerize when working in macro, causing us to hone in our subject without considering its surroundings. But, just as with any other image, composition counts. So too does color. If you have a choice, give your subject a background comprised of a complementary color. Who knows? That may mean only moving a few inches.

Award-winning nature & wildlife photographer, Jeff Parker, leads photo tours & workshops for the naturally curious™ throughout North & South America. Join him!

- www.ExploreinFocus.com
- (512) 378-3355
- JParker@ExploreinFocus.com





amazon

Great Deals In Camera, Photo & Video from Amazon.com > [Shop now](#)



SUPPORT OCC SPONSORS

Become a member of the Orlando Camera Club!


[Become a member](#) by visiting the easy sign up page.

Looking forward to seeing you at an upcoming meeting.

Questions? Email us at membership@orlandocameraclub.com



Earn rewards for our club by linking to B&H from here

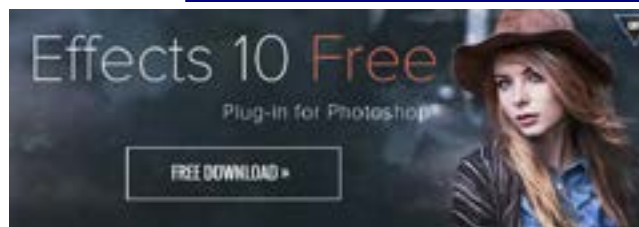


Singh-Ray Filters



Colonial Photo & Hobby INC.
ALL THINGS GoPro

Thank You to
[Colonial Photo & Hobby](#) for providing OCC with all of the gift cards for our competitions.

Effects 10 Free
Plug-in for Photoshop®
FREE DOWNLOAD ▶



The Lens Pal
Picture Your World By Renting From Ours



THE CHOICE OF WORKING PROFESSIONALS

Club Members: Use this link when ordering to support our club.

<https://www.thinktankphoto.com/pages/camera-club/?rfsn=140504.1cb666>

PHOTO & VIDEO Hunt's

Dear Favorite Photo People,

Boston is on track to have the warmest winter on record. I miss the snow!

Olympus has a "Trade In, Trade Up" program through April 5. The "Trade In, Trade Up" program gives you a bonus discount on the camera in addition to the value of your trade in. If you don't have a camera to trade ask me, I can help with that! The program even includes the new E-M1 III! Among many other improvements, the E-M1 III has better Image Stabilization, a next generation image processor and, most exciting, Starry Sky AF, which Olympus says will revolutionize astro-photography!

Olympus OM-D E-M1 III body \$1,799.99, \$1,599.99 after Trade Bonus

Olympus OM-D E-MX body \$2,599.99, \$2,399.99 after Trade Bonus

Olympus OM-D E-M1 II body \$1,399.99, \$1,199.99 after Trade Bonus

Olympus OM-D E-M1 II w/ 12-200mm \$1,799.99, \$1,699.99 after Trade

Olympus OM-D E-M5 II body \$699.99, \$599.99 after Trade Bonus

Nikon is now delivering their new full frame DSLR, the D780, click here. Through March 29 they will be offering a \$300 Trade-In Bonus! Trade in any working changeable lens digital camera and receive the value of your trade PLUS an additional \$300 off. Nothing to trade? Ask me, I can help with that!

Nikon D780 body \$2,299.95 before trade bonus
Nikon D780 w/ 24-120mm f/4G VR lens \$2,799.95 before trade bonus

Nikon will be continuing their INSTANT SAVINGS on

over 27 lenses through March 29. Call me at 781-462-2383 for a quote!

It's that time again! Sony is offering their "Trade In, Trade Up" promotion through March 29. Trade in any working changeable lens digital camera or lens and receive the following bonus discount on top of your trade. Nothing to trade? Ask me, I can help with that! Call me at 781-462-2383 for a quote:

If you are interested in any of the following rumored or announced items, call me at 781-462-2383 to be added to my database or pre-order, and receive official information when available.

Fuji X-T4 \$1,699 body is available to pre-order now
Canon R5 next generation full frame mirrorless (announced as "under development")

Nikon D6 \$6,499.95 is available to pre-order now
M.Zuiko Digital ED 150-400mm f/4.5 TC1.25x IS PRO lens (announced as "under development")

Canon EOS-1D X Mark III DSLR Camera with CFexpress Card and Reader Bundle is available to pre-order now, \$6,499.

In order to take advantage of these specials (or anything else you need) please call me, Alan Samiljan, at 781-462-2383 to place your order and reference this email. As always, UPS Ground shipping for orders over \$50 is FREE in the Lower 48. My regular hours are 8:30-5:00pm eastern, Monday, Tuesday, Thursday & Friday.

Photographically yours,
Alan Samiljan

Hunts Photo
100 Main St.
Melrose, MA 02176
(781) 462-2383
asamiljan@huntsphoto.com

My hours are Monday, Tuesday, Thursday & Friday, 8:30-5:00pm eastern