



JUNE 2020

OCC Virtual Meeting –
The New Nature Photography: Trends for the Future
Presented by: Lisa Langell
Monday, June 22nd at 6:00 PM

Here is the LINK TO SIGN UP for the webinar:

<https://www.eventbrite.com/e/the-new-nature-photography-orlando-camera-club-tickets-104260608286>

Do you recognize these scenarios today?

- Nature photographers put their photography on their website, in coffee shops, in galleries, art exhibits, art shows, or online --but often struggle selling it.
- People LOVE a beautiful image of nature -- but aren't compelled to buy it for their home.
- Nature photographers crave creating something different—but often aren't sure how to execute new looks.

Did you know there are interior design concepts that are unfamiliar to many nature photographers when we set out to make photographs?



Photographers venture out seeking the right light, action, moment, and composition—but often do not think first about the differing “criteria” for creating work appropriate for the various design elements of home or office interiors versus the classic criteria for magazines and calendars.

Get in-the-know! This live, interactive and fun webinar will help you to better understand how to differentiate photography markets and shoot for them in order to create modern nature photography that is desirable to consumers looking to adorn their interiors.

You will learn to:

- Identify the difference between “Classic Nature Photography” and the new nature photography for today's artistic decorative trends.
- Spot the right photographic compositions for modern decorative art.
- Identify and apply photographic techniques that elevates your work from traditional to art-worthy for of today's interior trends.
- Incorporate mixed-media and “found objects” into your creations.
- Apply simple—but impactful post-processing techniques .
- Discover images in your archives that, with a few tweaks, can be translated into the New Nature Photography.

2 PROGRAM:
Cole Thompson:
Why Black & White

3 OCC Program
Schedule

4 Member Spotlight:
Mary Kent

7 Shooting Silhouette
Tips by Jeff Parker



TUESDAY, JULY 14th - presentation by COLE THOMPSON

Why Black and White?

In 75 minutes Cole Thompson will make the case that black and white is the perfect medium for any subject... except for one. Cole will show work from his various portfolios including:

- The Ghosts of Auschwitz-Birkenau
- Harbinger
- Ceiling Lamps
- Moai, Sitting for Portrait
- The Lone Man
- And others

Interspersed between the images Cole will share his photographic philosophies, such as:

- Never listen to others
- Photographic Celibacy
- Coles Rule of Thirds
- Equipment is overrated
- Vision is the most important tool in my toolbox
- And many others!

At the end of his presentation Cole will answer questions and give away a print of The Angel Gabriel

Cole Thompson's Bio:

Cole Thompson is uniquely unqualified to speak on photography.

"I've never taken a photography class or a workshop. I don't have a degree in art. I've never worked as a photographer. I represented by a gallery. I'm not a Canon Explorer of Light. I have only three lenses and none of them are primes.

Do I have any qualifications?

Just one...my images. Nothing else matters."





PROGRAM SCHEDULE 2020

In this unprecedented time, the Orlando Camera Club is working hard to bring you programs and education in a virtual format, so that you don't miss a beat! Depending on the speaker and subject matter, these programs will be in various formats. We want to thank our members in advance for being open to new ways of learning. We have your safety and security in mind.

June 8th **COMPETITION - Humans**
DEADLINE FOR ENTRY IS JUNE 1ST AT MIDNIGHT

June 22nd 6:00pm **Webinar by Lisa Langell**
["The New Nature Photography: Trends for the Future"](#)

Tues, July 14th **6:00-7:30pm Webinar by Cole Thompson**
"Why Black and White?"

JULY INFORMAL CHALLENGE

The next member challenge theme is Still Life and submissions are open between July 1 and the 14th. Voting is open between the 15th and the 21st of July.

Have fun experimenting!

COMPETITION THEMES FOR 2019-2020	
REGULAR COMPETITIONS	INFORMAL CHALLENGE
April 2020 – Close-Up or Macro	Mar 2020 – Travel
Jun 2020 – Humans	May 2020 – Bicycle Parts
Aug 2020 – Open	July 2020 – Still Life
	Sept 2020 – Palm Trees

THE CHOICE OF WORKING PROFESSIONALS

Club Members: Use this link when ordering to support our club.
<https://www.thinktankphoto.com/pages/camera-club/?rfsn=140504.1cb666>



MEMBER SPOTLIGHT: MARY KENT

I'm a professional contemporary portrait, beauty and fashion photographer. I've been a passionate photographer for years, have traveled widely and speak four languages. An interest in the human form got me into photography. My photos have been published in magazines and newspapers, including Vista Magazine, Time (Hispanic version), San Francisco Chronicle and others. I also sell stock photos. Born in Colombia from an American dad & Colombian mom, I'm a woman of multiple ancestries.



My photographic journey began in Venezuela, where I photographed dancers, indigenous people from a social anthropological perspective, and artists, always leaning towards the human form when capturing the world around me. I love to photograph people. When I moved to NYC, I cut my teeth on PR photography, including work for the Venezuelan Consulate to the UN & was called "Photographer to the Stars" when documenting salsa music's superstars who I photographed and interviewed for my award-winning book Salsa Talks!

One of the great pleasures I derive from photography is meeting interesting people and finding their beauty...



continued Page 5




Mary Kent - Member Spotlight, cont.

I've been a Nikon shooter since the beginning. And I shoot with the best! I use a Nikon D850 & Z6. I shoot both stills & video. And my array of lenses captures manifold perspectives. You know what they say: You can never have too many :-). There is always a time and place for each lens. And I'm still learning. Every day! OCC's own Bill Bachmann, Joyce Tenneson, Scott Kelby & Lindsay Adler are some of my mentors and inspirations.

Before joining OCC, I didn't understand the role of camera clubs. The social aspect of gathering with like-minded friends in order to capture beauty in nature is a noble cause. Even though I cannot identify birds or plants as I should, thanks to the OCC I also shoot birds, landscapes, travel. Because of OCC, I've greatly improved my technical abilities with my different camera bodies, lenses & filters & editing software. I have also been amazed by the improvement in my fellow members' photography thanks to the club.

The future holds a camera in my hands, possibly shooting more video. My memories have been formed by the images I've captured throughout my life, something we value as time goes by....

www.marykentphoto.com
<https://www.instagram.com/marykentphoto/>



Colonial Photo and Hobby is an important sponsor of the Orlando Camera Club. They provide the gift cards for each competition. They are now open so please support them.

CAMERA CLASSES
STUDIO LIGHTING
TRIPODS, MONOPODS &
EVERYTHING PHOTOGRAPHIC





Note: Print Competitions are cancelled.



Competition Schedule

(Click any bar for details, including print delivery info.)

Sunday, March 1st, 2020 through Tuesday, March 31st, 2020
2020 1st Triannual - Digital: Accepting Submissions (In Progress)

Wednesday, April 1st, 2020 through Friday, April 10th, 2020
2020 1st Triannual - Digital: Judging

Saturday, April 11th, 2020
2020 1st Triannual - Digital: Winner Announcements

Friday, May 1st, 2020 through Sunday, May 31st, 2020
2020 2nd Triannual - Print: Accepting Submissions

Wednesday, June 10th, 2020
2020 2nd Triannual - Print: Delivery Deadline

Thursday, June 25th, 2020, 1:00 PM to 4:00 PM
2020 2nd Triannual - Print: Judging

Tuesday, June 30th, 2020
2020 2nd Triannual - Print: Winner Announcements

Wednesday, July 1st, 2020 through Friday, July 31st, 2020
2020 2nd Triannual - Digital: Accepting Submissions

Saturday, August 1st, 2020 through Monday, August 10th, 2020
2020 2nd Triannual - Digital: Judging

Tuesday, August 11th, 2020
2020 2nd Triannual - Digital: Winner Announcements

Online Courses

In response to COVID-19 and recommendations by the CDC of social distancing, Hunt's Photo Education is presenting our new series of online classes! Here are a few details:



Registering- After you register for any class, you will receive a confirmation email that will include information about how to access the online class, including an online ID code.

"You Are Being Recorded"- We will be recording these classes! The video will be available for download about 24-hours after the class for all attendees.

Can't attend the class?- If you can't attend the class, but still want the video, no problem: Just sign up for the class and you'll get that email!

Want to get this class after it's been run?- If you want to purchase this or any other of the classes we have done, just send us an email at classes@huntspphoto.com and we can send you an invoice.



7 Tips for Shooting Silhouettes

© 2018 ~ Jeff Parker / ExploreinFocus.com

1) Find a bright background.

For silhouette shots, the background needs to be brighter than your subject. The sky & bodies of water tend to offer good ops for that. When shooting your subject against the sky you need to be lower than your subject so the horizon doesn't merge with it (*see Tip #5*).

2) Make it dramatic.

In post-processing, enhance saturation, heighten contrast, & fashion a fully black silhouette by deepening darks.

3) Lower that ISO.

By definition, a silhouette shot consist of many dark shadows. You don't want those shadows full of noise so keep that ISO as low as possible to keep that from happening.

4) Use a fast shutter & large aperture.

You want your subject's edges crisp so set your shutter to avoid any motion blur. A large aperture works well because depth-of-field isn't an issue since silhouettes lack detail.

5) Seek separation.

Probably the most important factor for silhouettes is separation. It may seem obvious, but I often see folks overlook this key element. Objects that "touch" your subject will merge with it. Space between body parts or background elements is essential.

6) Expose in the middle.

Generally, you'll set exposure smack dab in the middle as measured by your camera's meter. If the sun is part of the image it will be blown out & that's okay. Otherwise, don't blow out the highlights. And when it comes to those darks we WANT them underexposed.

7) Try B&W conversion.

If your background lacks interest or cool-looking color, convert the image to B&W & see what you get. You might go from "eh" to "ah!"



Award-winning naturalist photographer, Jeff Parker, leads friendly & informative photo tours & workshops focused on the flora & fauna of North, Central, & South America – & now India, too!

Call (512) 378-3355 ~ or ~
Click www.ExploreinFocus.com





amazon

Great Deals In Camera, Photo & Video from Amazon.com > [Shop now](#)

SUPPORT OCC SPONSORS



Become a member of the Orlando Camera Club!


[Become a member](#) by visiting the easy sign up page.

Looking forward to seeing you at an upcoming meeting.

Questions? Email us at membership@orlandocameraclub.com



Earn rewards for our club by linking to B&H from here

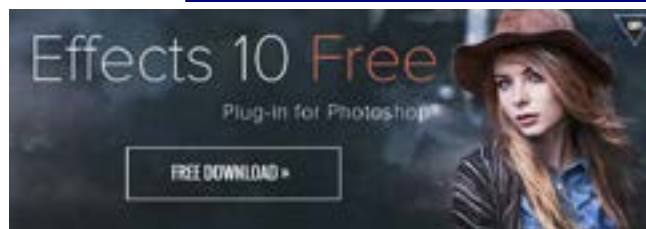


Singh-Ray Filters



Colonial Photo & Hobby INC.
ALL THINGS GoPro

Thank You to
[Colonial Photo & Hobby](#) for providing OCC with all of the gift cards for our competitions.

Effects 10 Free
Plug-in for Photoshop®
FREE DOWNLOAD >



The Lens Pal
Picture Your World By Renting From Ours