



AUGUST 2020

Monday, August 10 - Open Competition

Entry Deadline: August 3



Go to the Orlando Camera Club Website <http://www.orlandocameraclub.com/>. You will have to log in and go to the Competitions link, located in the Member Area drop down menu. You will have to register to be eligible to enter images into the competition.



MONDAY, AUG 24th at 6:00pm Christine Cook presents "Compositional elements that make a difference".

In this presentation, Christine will cover 2 topics that can make a big difference in your images:

- 1) color schemes that have the most impact
- 2) creating depth and dimension

To see more of Christine's photography, please visit: <https://christinecookphotography.com/videos/>

To register for this event, please RSVP to programs@OrlandoCameraClub.com. You will receive a Zoom invitation prior to the webinar.

To see more of Christine's photography, please visit: <https://christinecookphotography.com/videos/>

About Christine Cook

Christine's interest in photography began with a pinhole camera she made for a science project in elementary school. Her photography continued to develop through the film and darkroom era, through Visual Perception Classes in high school and the study of the brain while she was earning a doctorate in Education. Her images have earned awards nationally and internationally. She teaches at the Naples Art Association, the Florida Camera Club Council and presents to camera clubs around the state. Answering a need for credentialed judges, she developed a judges' certification program in photography that has helped to supply quality judges for local and state competitions. Christine currently serves in the following positions: Board Member of the Florida Camera Club Council and Director of Digital Competition, Board Member of the DPI-SIG Naples Photography Club and Director of an associated special interest group called the Women's Workshop, and Board Member of Exhibitions Without Walls, which sponsors online international competitions.



2 PROGRAM:
Finding You in Your Work, Blake Rudis

3 Tips on Tripod Selection by Jeff Parker

4 Program News

5 Member Spotlight
Pat Husband



The Casements Camera Club has invited the Orlando Camera Club to join them for a free presentation by photographer, Blake Rudis.



An Important Update Regarding the Annual OCC Awards Celebration and Banquet.

After much careful thought and consideration, the Orlando Camera Club Board of Directors recently voted to postpone our Annual Awards Celebration and Banquet. This event has traditionally been held during the latter part of September each year, but due to the ongoing challenges presented by the Covid-19 virus pandemic we are now tentatively planning on holding it on January 23, 2021 at the Enzian Theater in Maitland. The board will continue to assess the pandemic situation and then make additional details regarding the event available to all OCC members in the coming months. Rest assured that the safety of every OCC member will be a primary concern in the decision making process regarding how and when to conduct our annual celebration of our members' achievements over the past year. I hope to see all of you in person again very soon, until then, please stay safe and keep making great photographs!

Matt Klinger
OCC President



Welcome New Members

Dick Caldwell
Jeff Leimbach



**TUES, August 4th 7:00-9:00pm
Presentation by Blake Rudis**

You can register by going to this link: <https://www.bigmarker.com/f64-academy/Key-to-Better-Photos>

Have you ever wondered what makes the viewer's jaw drop when they see a photo they like? A few answers that come to mind are probably Composition, Color, Subject Matter, or even Shape & Form.

But, what if I told you the answer is you. Yes, you! As simple as that sounds it makes all the difference.

In this Live Event, we will dive deep into the emotive side of photography. We will discuss how to find yourself in your work so you can harness your passion while making your best images ever. We will then look at f64 Elite user-submitted photos and transform them with subliminal artistic decisions that will help take them to the next level.

It doesn't matter if you are an absolute beginner, or if you've been into photography for decades. There will be something for everyone.

Come with an open mind and a notebook of questions!

Agenda

- ▶ Session 1: Finding You In Your Work: ~40 minutes
- ▶ Session 1: Q & A ~15 Minutes
- 10 Minute Break (if needed)
- ▶ Session 2: Member Critique/Edit Sessions: ~40 minutes
- ▶ Session 2: Q & A ~15 Minutes
- Conclusion and Closing Remarks



7 Tips for Tripod Selection

© 2018; Explore in Focus™ with Jeff Parker

1) Forget the cheap stuff.

Buy a cheap, big-box retail store tripod & you'll regret it almost immediately. You'll then move up to a \$100 tripod only to find it doesn't really work for you, either. Cry once & start with a high quality tripod to begin with. Yes, you'll spend \$500 or more, but it will last forever.

2) Go with carbon fiber.

Wood—*nature's version of carbon fiber*— works well, but is heavy & awkward. Aluminum is light, but conducts cold & does not dampen vibrations as well as carbon fiber. (See tip #1.)

3) Get one tall enough.

I learned this the hard way & spent years shooting hunched over when photographing from a standing position. Really, you should look for a tripod that goes a bit taller than you need so you have some room to adjust for slopes.

4) Get one low enough.

At the other extreme, look for a tripod that goes all the way to the ground. Sometimes you need to do so for the shot you're after. A center post prevents you from doing so, therefore I prefer no center post at all. To me, a center post turns your tripod into a monopod sitting on top of a tripod.

5) Consider the weight of your camera/lens combo.

If you have a 500mm or 600mm lens (*or think you might ever rent one or buy one in the future*) make sure the tripod you get can support such weight.

6) Lock it your way.

Some people prefer lever locks, others twist grip. The twist grips on my Induro are easier to use than my Gitzo, but that also means it's easier for them to unlock inadvertently. If you can try out a few different styles you'll discover which one you favor most in certain situations.

7) Accessorize.

You need a way to attach your camera/lens to the tripod. Pan/tilt heads mean you have two controls to deal with when you want to adjust the camera position. A ball head does it with one knob. However, a ball head flops over if left unattended. A gimbal head is a joy to use with a big lens, but unlike a ball head can't move in any direction. Determine which suits you best. I use a ball head for landscapes and a gimbal with my big wildlife lenses.

- www.ExploreinFocus.com
- (512) 378-3355
- JParker@ExploreinFocus.com





JULY INFORMAL CHALLENGE

And the winner is: Mary Wood with her image titled, Pioneer Kitchen. Congratulations Mary!!



SEPTEMBER INFORMAL CHALLENGE

The next member challenge theme is Palm Trees and submissions are open between Sept 1 and the 14th. Voting is open between the 15th and the 21st of September.

Have fun experimenting!

PROGRAM SCHEDULE 2020

In this unprecedented time, the Orlando Camera Club is working hard to bring you programs and education in a virtual format, so that you don't miss a beat! Depending on the speaker and subject matter, these programs will be in various formats. We want to thank our members in advance for being open to new ways of learning. We have your safety and security in mind.

- August 4th** **Blake Rudis presents: "How to find You in your work"**
Hosted by the Casements Camera Club
- August 10th** **COMPETITION category: open**
- August 24th** **Christine Cook presents: "Compositional Elements that make a difference"**
- September 14th** **To Be Determined**
- September 28th** **Sarah Marino presents: "The Power of Observation: Creating Opportunities By Seeing More Deeply"**

COMPETITION THEMES FOR 2019-2020

REGULAR COMPETITION- August 2020 – Open	INFORMAL CHALLENGE Sept 2020 – Palm Trees
--	--

NEW THEMES FOR 2020 - 2021 WILL BE REVEALED SOON. STAY TUNED!!




THE CHOICE OF WORKING PROFESSIONALS

Club Members: Use this link when ordering to support our club.
<https://www.thinktankphoto.com/pages/camera-club/?rfsn=140504.1cb666>



MEMBER SPOTLIGHT: PAT HUSBAND

I am a third generation Floridian who grew up and went to school in Florida. I went to UCF, got a degree in Computer Science and worked for the defense industry for the next 32 years. I am retired now and photography is a retirement hobby and one of my passions.



My introduction to photography is a bit interesting. I am a member on a fish forum which specialized in discus fish. I serve as an administrator and my fellow admins are both photographers. I wanted to take photos of my discus fish which are large and beautiful. One of the admins, Paul worked with me in the beginning and recommended Nikon and I bought my first body and lens, a Nikon 7000 and 35mm prime lens.

A bit later Al who was the owner of the forum decided to add a photography section to the forum and other members started posting bird and macro photos. That caught my interest and began my true passion with photography. I started working with a couple members and Stan who posted all the bird photos, took me under his wing and he invited me to come shoot with him at the St. Augustine Gator Farm during one of his trips to Florida. That trip was was a turning point for me and left me hungry to shoot with other people.

So I joined a photography group on Facebook, Orlando Photographers (I think lol). This group seemed geared more for professionals then a beginner like myself. So I posted in that group asking about Orlando based camera clubs and I was invited to attend a meeting of the Orlando Camera Club by the person who was then the VP of the club. I joined the club before coming to the first



continued Page 6



Pat Husband - Member Spotlight, cont.

meeting. This was January 2016. I then went on the first shootout at Gatorland led by Julie Lee and I was hooked on the club.

I attended the Camera Academy classes three times and went on all the shootouts. It took me a while to make friends with other OCC members and soon I was getting out with other members. I was also practicing around my house. The best way for me to learn was to get out and practice. I also entered most of the competitions which is a great way to learn about your photos and how other people view your images. Suddenly I found myself on the OCC BOD as the IT Director. I found the BOD a great group of people to work with and the BOD really cares for their members and tries really hard to make the club a welcoming and educational place for its members. I am really proud to be part of all that.



Since joining the club my photography has improved extensively and the club has played an important part in my photography journey and yes, it is definitely a journey. I have gone a little crazy with my gear but have stuck with Nikon. Today I have several camera bodies and a dozen or better lens. I mostly shoot wildlife but also shoot landscape and macro when I can. I love getting out in nature and just observing. Sometimes you take a photo of something and notice an interesting behavior or detail. Photography is a constant learning and teaching experience for me.

A couple club members have definitely inspired me and challenged me with their photography and words of wisdom so I wish to thank Gary Shaver and Julie Lee for being such great role models. It is awesome to try and look thru their eyes.

If I had anything thing to pass on I would suggest getting out of your comfort zone, go do that baby shoot or shoot a wedding (but have a backup plan). Shoot family events. Use the club has a place to learn, become inspired and participate in the shootouts. Go learn Photoshop (or whatever), get creative! Just go and do.



Note: Print Competitions are cancelled.



Competition Schedule

(Click any bar for details, including print delivery info.)

Sunday, March 1st, 2020 through Tuesday, March 31st, 2020
2020 1st Triannual - Digital: Accepting Submissions (In Progress)

Wednesday, April 1st, 2020 through Friday, April 10th, 2020
2020 1st Triannual - Digital: Judging

Saturday, April 11th, 2020
2020 1st Triannual - Digital: Winner Announcements

Friday, May 1st, 2020 through Sunday, May 31st, 2020
2020 2nd Triannual - Print: Accepting Submissions

Wednesday, June 10th, 2020
2020 2nd Triannual - Print: Delivery Deadline

Thursday, June 25th, 2020, 1:00 PM to 4:00 PM
2020 2nd Triannual - Print: Judging

Tuesday, June 30th, 2020
2020 2nd Triannual - Print: Winner Announcements

Wednesday, July 1st, 2020 through Friday, July 31st, 2020
2020 2nd Triannual - Digital: Accepting Submissions

Saturday, August 1st, 2020 through Monday, August 10th, 2020
2020 2nd Triannual - Digital: Judging

Tuesday, August 11th, 2020
2020 2nd Triannual - Digital: Winner Announcements

Online Courses

In response to COVID-19 and recommendations by the CDC of social distancing, Hunt's Photo Education is presenting our new series of online classes! Here are a few details:



Registering- After you register for any class, you will receive a confirmation email that will include information about how to access the online class, including an online ID code.


"You Are Being Recorded"- We will be recording these classes! The video will be available for download about 24-hours after the class for all attendees.

Can't attend the class?- If you can't attend the class, but still want the video, no problem: Just sign up for the class and you'll get that email!

Want to get this class after it's been run?- If you want to purchase this or any other of the classes we have done, just send us an email at classes@huntspphoto.com and we can send you an invoice.




Great Deals in Camera, Photo & Video from Amazon.com > [Shop now](#)



SUPPORT OCC SPONSORS




Earn rewards for our club by linking to B&H from here



Colonial Photo & Hobby INC.

ALL THINGS GoPro




Thank You to
[Colonial Photo & Hobby](#)
 for providing OCC with all of the gift cards for our competitions.



Effects 10 **Free**
 Plug-in for Photoshop®

[FREE DOWNLOAD >](#)




The Lens Pal
 Picture Your World By Renting From Ours